

# VIEWFINDER



VOL 65. NO.3  
JANUARY 2026

In this issue:

Meet the Editor	1	Competition - People	15
Member Event - Project of Six	2	Speakers	17
		Outings	32

Photo credit: John Fraser



*Continued on final page*

## Meet the Editor – John Fraser

Viewfinder is the Etobicoke Camera Club newsletter. Its goal is to share our members' success's and the events at the club that help us on that journey. If you have anything you would like to contribute, please consider submitting it. Our members will appreciate it.



The Etobicoke Camera Club introduced me to the Art in photography. No longer satisfied with just memory photographs, the club helps me strive for photographs that others will also enjoy.

Contact:  
[contactetobicokecamerclub@gmail.com](mailto:contactetobicokecamerclub@gmail.com)

# MEMBER EVENT

## Project of Six

### Theresa Bryson - Reflections at the Pond



#### 1 Passage

When I want to escape the agitation and noise of the city, I go to the pond. I find some temporary solace and inspiration in its tranquility. Here, time seems to slow down. And, in the waking light of dawn, I too slow down.



#### 6 Transient

A dragonfly, electric blue, hovers—suspended—for a brief moment. Then it darts away in a flash. Gone.

By the pond's edge light changes. Shadows shorten. The sun glimmers on the pond's water. Moments of observation vanish. But impressions remain.

# MEMBER EVENT

## Project of Six

### Tom Driedger - Then and Now 2016-2025

My 15 year old granddaughter began playing softball when she was about 6 and I have been taking pictures of her games from the beginning. My "Project of Six" is a series of composite images of her playing the same positions in 2016/17 compared to 2025.

At the beginning, I could get very close to the play and not worry about getting hit by a ball. Today, I have to shoot through the tall fences behind the plate or stand behind the lower fences well down the baselines.

I use a Nikon D7200 with the 18mm-140mm kit lens but that no longer gives me the reach to get good shots of the outfielders. Santa, is an 18mm - 300mm lens in my future?



# MEMBER EVENT

## Project of Six

### Sam Elogio - Copper

#### **A perspective from a pet owner.**


Non-pet owners may not understand my emotions or feelings attributed to an animal. That is fine. It is simply a matter of perspective.

In 2012, we got our first family pet. It was a Cavalier King Charles Spaniel. We named him Copper. It didn't take long for Copper to become part of our family and entrench himself deep into our hearts. He has been a faithful companion throughout these years and has provided our family with many happy memories.

For most of his life, he has lived a healthy and puppy-like existence. Like humans, dogs don't escape the aging process. Copper is currently thirteen years old. If you convert that to human years, he is roughly 75. This breed typically lives between 10 to 14 years. Sadly, our remaining time with Copper is limited.

The last few years have not been kind to him. He is now completely deaf and suffers from Mitral Valve disease which is a deterioration of the heart's mitral valve, which normally keeps blood flowing in the correct direction. This will ultimately lead to congestive heart failure.

He still continues to live his puppy-like existence. The only difference is that everything is now done in moderation or his activities are modified. For example, he still gets to enjoy his long walks via his new stroller. I never would have said these words prior to being a dog owner but a dog really does change the mood in the house. They are always happy to provide their unconditional affection to their human family members. Our family has truly been blessed to have Copper in it and we will cherish our remaining time with him.



# MEMBER EVENT

## Project of Six


### John Fraser - Miro

I love art, but generally not abstract art. The colours and composition certainly resonate with me, but I suffer from a lack of clear and transparent meaning. I suppose I am equal parts analytical and artistic.

With Joan Miro, I found an exception. I've always loved his work from a visual perspective. His colours and composition are powerful, but he also infuses enough clarity into his work that I can connect with it. Plus, with a bit of research, I learned the meaning behind many of the figures within his paintings.

I decided to take a shot at creating Miro inspired works. What follows are five images with the final ones more abstract than the initial ones. Other than the lines, the entire content of each image comes from photographs taken on the grounds of the Miro museum in Barcelona. I use his colour pallet and apply his symbolism. This gives the images an element of purity that I very much appreciate and gives greater respect to his work.

I hope you enjoy.



# MEMBER EVENT

## Project of Six

### Michel Gagnon - The Canadian National Vimy Memorial

This monument stands in tribute to Canadian soldiers who fought in the First World War.

In April 1917, all four divisions of the Canadian Corps fought together for the first time here at Vimy Ridge. The Ridge was taken by Canadian troops after four days of intense combat.

Nearly 3,000 soldiers, including 370 Canadians who were killed in the Battle of Vimy Ridge.



# MEMBER EVENT

## Project of Six

### Ralph Kroman - Observing the Observer

I love visiting art galleries. They are special places - it's not only the art, but also the architecture and atmosphere of the gallery itself. Expansive white walls, perfect lighting and beautiful floors act as a lens for the art.

The author, William S. Burroughs, wrote: "Nothing exists until or unless it is observed. An artist is making something exist by observing it. And his hope for other people is that they will also make it exist by observing it."

People bring works of art to life each time they visit an art gallery. My photos explore the relationships between art and the people who engage with it.



# MEMBER EVENT


## Project of Six

### Eva Michalak - The Moon

Over the years, on my balcony, the Moon seems to stare at me, or peeks through my window, during every season, and then wherever I go it is there as if following me. Its changing color and shape delights me, so I can not, not reach for my Lumix with its 600 mm zoom and take yet another picture. I have many photos of this orb in all its permutations in various locations.

I also enjoy the pictures of it by other photographers with better equipment.

In the last 5 years the Moon has become an inspiration for some creative images which I love to work on. It was difficult to choose only 6 pictures for sharing with you.





# MEMBER EVENT

## Project of Six

### Alan Morrow - Windows (1)

- Part 1 - The Introspective View

- The window serves as a powerful metaphor for the human psyche. It embodies a duality, acting both as a barrier and a portal—a delicate boundary that separates our inner world from the external one. The first three images, titled "Reflections," delve into themes of isolation, longing, curiosity and perception. The blurred figures, distorted reflections, and the stark contrast between a dark interior and a vibrant outside world represent not only observed scenes but also emotional landscapes. These images invite the viewer to reflect on what it means to be on the inside looking out or the outside looking in.

- Part 2 - The Architectural & Urban Documentary Approach

- These last three images, titled "Urban Portraits," document the various faces of the city through its windows. These images express the city's essence. Each window, with its distinct condition, colours, subtle hints of life within, and reflections of surrounding structures, weaves a silent narrative of time and community.
- This project continues. Recently these images and others have been included in an audio-show presented at the Photo Essay Group of the LCC.



# MEMBER EVENT

## Project of Six

### Brian Quan - Witness to Change

Throughout life, things change... that which you get used to will close one day, forever.

From 1957 to 1999, Kipling Grove Public School served the Kindergarten to Grade 6 students of the Glen Agar area: north of Rathburn, between Martin Grove and Kipling. Then, it was leased to the Phoenix Montessori private school (Pre-Kindergarten to age 12) until the six acre site was sold to Minto Group Inc. for townhouse development in 2014. After several years of opposition from local residents, demolition finally took place during January-February 2017 after Minto changed its plans. The two storey building was razed in a matter of weeks: temporarily leaving a scar in the neighbourhood. Today, there is no trace of the original structure or schoolyard...



(Digital Archives of Ontario, James V. Salmon, photographer 1957)



# MEMBER EVENT

## Project of Six

### Bill Raney - Antarctica

My wife and I like to explore new places. Quite often, I have to catch up when I get distracted taking a photo. •

When we decided to take a cruise to explore the Antarctica, this was not a problem as there is no need to try to catch up with someone who is on the same ship.

After we booked the cruise, I was a bit concerned because one our club speakers told us about the fog and poor weather he had encountered on his cruise through the Antarctica. However, we had 2 great days of good weather and I was able to get many pictures of the wildlife, topography and landscape found in Antarctica.



# MEMBER EVENT

## Project of Six


### Linda Smith - Mofa

THE TROPICAL SUNFISH also known as Mofa:

This fish is most common in tropical oceans but travels up to St John's Newfoundland in late summer and fall. These sunfish are the heaviest of all bony fish and weighing up to 5000 lbs. They are often seen floating sideways at the surface to warm themselves.

I was on a tour boat and we spotted one of these fish. I was trying to get a picture of the fish but the fish kept turning and showing its fins. I captured one picture of the fish, not a very good one but I pumped up the HSL and you can see how large it is.

The sonar on the tour boat showed this fish weighed about 500 lbs.



# MEMBER EVENT

## Project of Six

### Lucy Su - Transforming Photography With Generative AI

When Adobe Photoshop launched its generative AI tool in 2023, I became curious about how it could potentially expand the creative possibilities of my photographs into different forms of art. One of the experiments I did was to transform my images into painting-style artworks.

Through the *Project of Six*, I am sharing three AI-rendered pieces based on my original photographs: one transformed into an oil painting, one reimagined as a watercolor, and one developed with a more open, experimental idea. For each piece, I set the AI contribution to only about 15–20%, to preserve the authenticity and essence of the original image.

Although I have only scratched the surface of what this technology can do, this process has shown me that transformation using AI requires a new kind of collaboration: human vision leads, and technology responds. What I found encouraging is that the intentions, choices, and emotional narrative still come from the human creator, if we choose to.

The rapid adoption of generative AI has raised ethical issues and sparked concerns among artists that it may undermine or replace human creativity. While these concerns are valid, I believe AI could also become a powerful tool as an extension of the artist's hand and imagination.



# MEMBER EVENT

## Project of Six

### June West - Flowers

I have always loved flowers of every kind-- wildflowers or domestic, in a bouquet or my garden, when I had one. A walk through a garden lifts my spirits every spring, when the reappearance of flowers, as sure as the rising sun, reassures me that all is still right with the world.

In my photographs, I try to capture something individual in each flower, and also how flowers in a group composition relate to one another. Sometimes one can see the story-- from bud, to opening, to forming seeds all in one frame.

Some flowers are fragile and ethereal; others are bold and brash. They look good from many angles: the side, from above, and from the underside. Over the years I have played with double exposures, filters which enhance the petal edges, various methods with backgrounds from blurred to cloned to black to texture to ICM; but I still think a beautiful flower, well captured in the field, needs no enhancement.



# Theme - People

## Competition Results and Highlights

All competition images may be viewed on our [Website Photo Gallery](#) or [www.etobicokecameraclub.smugmug.com](http://www.etobicokecameraclub.smugmug.com)



Barb Marszalek Gold & GOM Level Two Soldiers from a Bygone Era



Antonio Buena Gold Level One Antonio Buena Lady with Bubbles

# Theme - People

## Competition Results and Highlights

All competition images may be viewed on our [Website Photo Gallery](#) or [www.etobicokecameraclub.smugmug.com](http://www.etobicokecameraclub.smugmug.com)

### RESULTS OF PEOPLE COMPETITION held December 2025

Level	Image Title	Author's Name	Score	Ribbon
Level 1	Antonio Buena	Lady with Bubbles	23.5	GOLD
Level 1	Lucy Su	Lady with Pipa	23	SILVER
Level 1	Janusz Szufnara	CAMILA (27225348)	22.5	HM
Level 1	Linda Smith	Enjoying the Ocean Breeze	22.5	HM
Level 1	Linda Smith	Katie	22.5	HM
Level 1	Allan Veitch	The Tennis Player	22.5	HM
Level 2	Barb Marszalek	SOLDIERS FROM A BYGONE ERA	27.5	GOLD
Level 2	Alex Konyukhov	Portrait of a Man	27	SILVER
Level 2	Gina Jiang	Victory Smile	26	HM
Level 2	Gina Jiang	Together	26	HM
Level 2	Theresa Bryson	Secret	25.5	HM
Level 2	Theresa Bryson	Geeta	25	HM
Level 2	Barb Marszalek	Hailey	24.5	HM
Level 2	Barb Marszalek	Proud Lobster Fisherman	24.5	HM
Level 2	Ralph Kroman	Odin	24.5	HM
Gold of the Month	Barb Marszalek	SOLDIERS FROM A BYGONE ERA	27.5	<b>GDM</b>

Level	Submitted	Accepted
One	43	43
Two	52	52
<b>Total</b>	<b>95</b>	<b>95</b>

#### Judges & Club Affiliation

Kathy Constantinou - Richmond Hill Camera Club

Ann Alimi - Toronto Digital Photography Club

Vern Mossey - Oshawa Camera Club



# Speakers

**Taku Kumabe** Presented

**“Your City is Your Playground”**

on Monday, January 5, 2026



Taku Kumabe is a Toronto-based freelance photographer and Nikon Canada ambassador. In addition to photographing events in the city, Taku loves to capture nature and landscapes wherever he may be. He is recognized for having a keen eye for detail and a unique eye for composition thanks to his technical and creative backgrounds. As an educator, his passion for photography is equalled only by his passion to teach others in crafting their own photographic journey.

Taku explores his hometown for hidden gems and natural wonders. Focusing in on Etobicoke and surrounding areas, he shared his favourite locations for photographing landscapes, natural environments, and city skylines. He delved into his personal project of 11 years, the Toronto Sunrise Series, and shared with us what he’s learned along the way. Although he introduced photos and areas of Etobicoke, his thinking and concepts can be adapted to any city, making this evening an enriching one for anyone around the world.

## INSPIRATION

You may not realize it but this is what we’re all looking for.

## CHANGING MINDSET

### Quality over quantity

- It’s not always about going somewhere new
- Consider returning to a favourite spot at different times, seasons, weather, lighting conditions
- Spend time in one location to really see what’s there and use it to your advantage to take unique photographs

## IMPORTANT NOTICE!

### GOING OUT!

The more you go out, the more you'll see of your environs and encounter something of interest.

## CHANGING MINDSET

- When you're in a rut and you don't know where to go for photography, what do you do?
- Many people aren't inspired because they don't know where to go.
- Changing the way you think.

Don't think WHERE should I go?

**Think WHAT do I want to photograph?**


Technique, style, subject, storytelling...

This will naturally lead you to where you should go.

## EX: FULL MOON

I want to take a photo of the full moon.

- What do I want to shoot: Moon with cityscape or just the moon?
  - Wide angle or telephoto lens?
- What other accessories do I need?
  - Tripod, remote, cable release?
- Do I need to prepare for weather?
  - Gloves, hat, etc.
- Which location?



# Speakers

Taku Kumabe



## EX: SALMON RUN

Photograph: Salmon jumping up the ladder.

### Where and when to do this?

River in Autumn season!

- Humber River
- Credit River
- Etobicoke Creek



# Speakers

Taku Kumabe



## EX: BIRDING

- Check Discord channel / [ebird.org](https://ebird.org) for rare birds in the region
- Go to location and photograph!
- Google "Ontario bird alert discord invitation"



## INSPIRATION

You may not realize it but this is what we're all looking for.


A lot about photography is learning to **consciously see** what's in front of you.

DECIDING ON WHAT TO INCLUDE AND  
**WHAT NOT TO INCLUDE**  
ARE EQUALLY IMPORTANT.

## FOCAL POINT

- Choose one!
  - Whether you pick the entire skyline or a specific building, decide on a subject to focus on. (CN Tower)
- Compose based on what you want to highlight in your image, or what about your subject you want to show.
- Use compositional techniques:
  - Leading Lines
  - Rule of Thirds
  - Negative Space
  - Framing
  - Horizon Placement
  - Scale
  - Balance
  - Perspective
  - Symmetry

*Speakers*  
Taku Kumabe



**"THE ONE WHO CHASES TWO RABBITS  
CATCHES NEITHER."**

*-traditional proverb-*

**FOCUS YOUR ATTENTION  
ON ONE RABBIT!**

- Return to same spot and try a new technique, see it from a new angle, or look for a different subject
- Be patient—don't walk away if you don't see anything when you arrive

**FOCUS YOUR ATTENTION  
ON ONE RABBIT!**

- Don't try to photograph everything at once.
- Make it a point to do one thing only.
- What's happening in front of you when you're changing settings, pixel peeping, or changing lenses?

**CAN'T GET OUT FAR?**

- Don't fret!
- Just take photos of what's around you.
- **But do it in the best way possible for you!**
- Make the effort to do something different to create something special and meaningful for you, and not create "snapshot" images.



# Speakers

**Lee Nordbye** Presented

## **“Making Mono Magic with Rocky Road Stories”**

on Monday, January 12, 2026



Lee Nordbye is a fine art landscape photographer, speaker and teacher based in the Rocky Mountains of Alberta, Canada. An award-winning and published photographer, Lee is known for a bold photographic style that highlights the intimate details and nuances of the natural world. With his adventurous spirit, Lee enjoys spending time in the outdoors and immersing himself in his subject in order to capture scenes in the moment. His elegant and soulful approach to photography is matched by a passion to challenge himself, explore wild places, and have fun while doing it.

Lee shared stories from his adventures on his favourite roads in the Canadian Rockies. Through his striking visual stories and engaging behind-the-scenes narration, he discussed his inspiration for the images. Lee also discussed helpful tips on how to create our own bold stories during our road trips and vacations.

### **Presentation:**

1. My Stories
2. Connection
3. My Creative Process
4. Rocky Road Stories
5. Below the Peak Video
6. Lessons from my Journey
7. Questions

- **T**onal Contrast
- **O**bvious symmetry
- **N**eed for shapes
- **A**bundance of mood
- **L**ines
- **I**deal lighting
- **T**extures
- **Y**earning for shadows

Editing is a Choice

Editing is an art form, not  
a technical function

Only restriction is your vision

Listen to your heart and gut

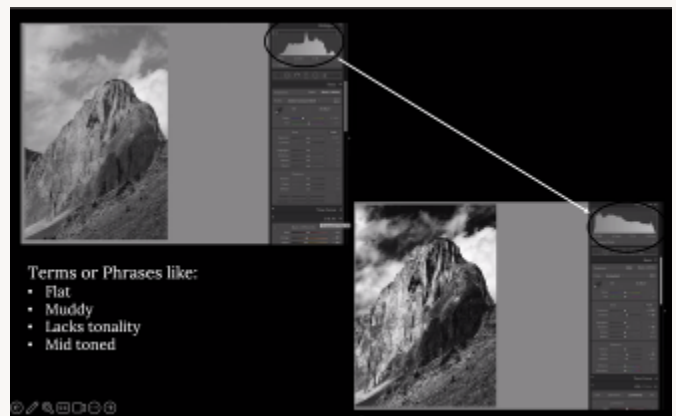
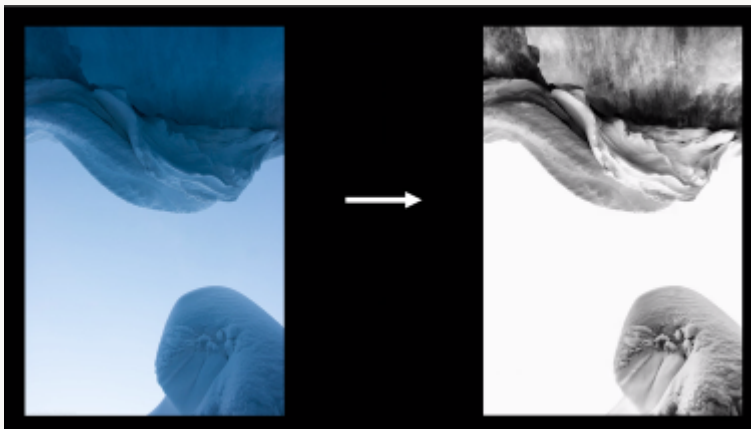

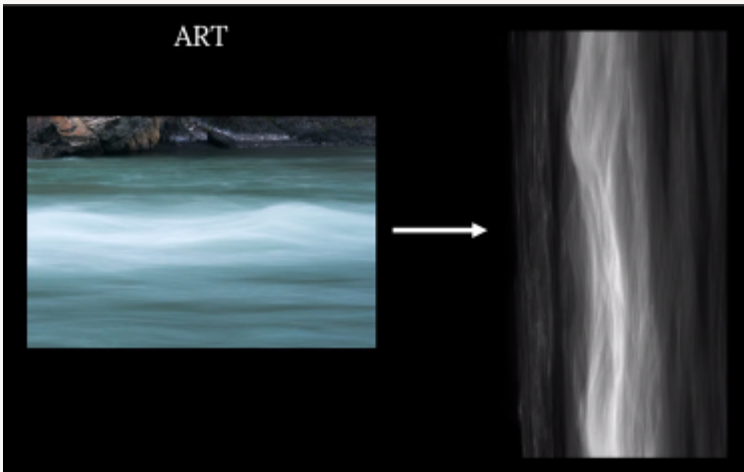
Ignore the “rules” –  
remember above

And.....

Black and white is not  
“reality” anyways


# Speakers

Lee Nordbye



# Rocky Road Stories

*Speakers*  
Lee Nordbye



# *Speakers*

Lee Nordbye



# *Speakers*

Lee Nordbye



# Ask what if – Be Curious

Art is created from the heart and gut. Get out of  
your head

Therefore, there are no rules or guidelines to break

There are no rules or guidelines

# Outings

January 14, 2026

Royal Ontario Museum








Past Issues of the Viewfinder can be found at

<https://www.etobicokecameraclub.org/>



Next Issue End of March!