

VIEWFINDER




VOL 64. NO.3
JANUARY 2025

In this issue:

Meet the Editor	1	ECC Competition - Architecture	18
ECC Christmas Social	2	Speakers	21
ECC Competition - Windows	15	Outings	43

Photo credit: John Fraser

What The Duck



Continued on final page

Meet the Editor – John Fraser

Viewfinder is the Etobicoke Camera Club newsletter. Its goal is to share our members' success's and the events at the club that help us on that journey. If you have anything you would like to contribute, please consider submitting it. Our members will appreciate it.



The Etobicoke Camera Club introduced me to the Art in photography. No longer satisfied with just memory photographs, the club helps me strive for photographs that others will also enjoy.

Contact:
contactetobicokecamerclub@gmail.com

Etobicoke Camera Club Christmas Social

December 9, 2024 at the Church Hall 7:00 - 9:00



Thank you all for coming and participating in our Holiday Banquet cheer with your **potluck dishes**, the **Gifts** you brought, and the **Winter Wonderland** images you submitted.

Congratulations to Sue Pye for winning both 1st and 2nd prize for her Winter Wonderland images.

I would like to thank the **Social Team** for their dedication to do all necessary to make this evening a success.

Irene, Gina, Christine, Linda, and Kathy.

Special thanks to our **Friendly Competition judges: Barb and Sam**, and to **Lesley** and the **Tech team** for running the

show here and on Zoom.

And thanks to **Jocelyn** and **Barbara** for the fun at the **Gifts Exchange** and our **President Ralph** for his good cheer.

Now for the draws:

Christine was responsible for 50/50 draw : A total of **\$222** in tickets was sold. Half for the club, half to the lucky winner.

The Flower Centerpiece draw: **Kathy** once again provided lovely creative centerpieces for all 7 tables and she drew the number of the chair at each table who received the centerpiece.

Thanks **Theresa** for taking pics of our fun evening.

Eva – Social Director

Etobicoke Camera Club

Christmas Social Agenda

Approx. time	Action
5:30 – 6:30	Set-ups Technical team: Set up Zoom link, Mike, Music, Play Friendly Competition images prepared by Lesley Social Team: Set-up all tables according to layout plan. Round tables for 35-40 people. Rectangle tables on sides for buffet and gifts. All decorations and table settings: Gina, Linda, Kathy Prepare coffee/tea water etc. Irene, Eva
6:30 – 7:00	Members arrive Social Team receives and organizes food on long tables according to category: appetizer, main, dessert. Organize gifts brought on table. Name Tags table: George 50/50 draw tickets: Christine
7:00 – 7:10	Welcome: Ralph People settle at tables
7:10 – 7:30	Friendly Competition AV Lesley & Tech team Judging: Sam & Barbara Wine Awards 1st&2 nd & Chocolates for Judges CAPA Awards – Barbara
7:30 – 8:30	Pot Luck Buffet dining. Social Team ensures all needs
8:30 – 8:45	Ornament Exchange: Jocelyn to direct exchange
8:45 – 9:00	Eva Thanks Team. 50/50 draw: Eva call on Christine to draw winner. Draw for flower centerpiece: Eva call on Kathy to pull number for each table.
9:30	Clean up all Teams

Etobicoke Camera Club Christmas Social



Etobicoke Camera Club Christmas Social



Etobicoke Camera Club Christmas Social



Etobicoke Camera Club Christmas Social



Etobicoke Camera Club Christmas Social



Etobicoke Camera Club Christmas Social



Etobicoke Camera Club Christmas Social



Etobicoke Camera Club Christmas Social



Etobicoke Camera Club Christmas Social



Etobicoke Camera Club Christmas Social



Etobicoke Camera Club Christmas Social



Theme - Windows

Competition Results and Highlights

All competition images may be viewed on our [Website Photo Gallery](http://www.etobicokecameraclub.smugmug.com) or www.etobicokecameraclub.smugmug.com



GOLD & GOM
Advanced
Alan Morrow
Forgotten Queen Street East

Theme - Windows

Competition Results and Highlights

All competition images may be viewed on our [Website Photo Gallery](#) or www.etobicokecameraclub.smugmug.com



Superset
Celia Fernades
Twisted Windows



Gold
Intermediate
Lucy Su
Building Blocks

RESULTS OF THEMED - WINDOWS COMPETITION held DECEMBER 2024

Level	Author's Name	Image Title	Score	Awards
Intermediate	Lucy Su	Building Blocks	25.5	GOLD
Intermediate	Carmina Maruska	Peaceful Cottage Window	24.5	SILVER
Intermediate	Debbie Tong	Window In Capri At Night	24	HM
Intermediate	Tammy Couture	A window for two	24	HM
Intermediate	Mariusz Nowak	Colored windows	23.5	HM
Advanced	Alan Morrow	Forgotten Queen Street East	26.5	GOLD
Advanced	John Markle	Abstract Windows	25.5	SILVER
Advanced	Janusz Szufnara	Reflection in windows- England	25.5	SILVER
Advanced	Alan Morrow	Repeating Patterns	25.5	SILVER
Advanced	Janusz Szufnara	Modern windows- Dubaj	24.5	HM
Advanced	Tom Driedger	Lobster Traps	24	HM
Advanced	Penny Rintoul	Patterns	24	HM
Advanced	Penny Rintoul	Squiggle	24	HM
Superset	Celia Fernandes	Twisted Windows	27	GOLD
Superset	Alex Konyukhov	Gothic Window in Knox College	26	SILVER
Superset	Gina Jiang	Windows in Bacolona Music Hall	25.5	HM
Superset	Theresa Bryson	Kaleidoscope	25.5	HM
Superset	Mandy Samarzija	Window Seat	25.5	HM
Superset	Mandy Samarzija	ROM Window	25.5	HM
Superset	Leanne Hay	Daniels Building Window Views	25	HM
Superset	Gina Jiang	Harmony	25	HM
Superset	Eva Michalak	Shop window	25	HM
Superset	Barb Marszalek	Trilogy	25	HM
Superset	Alex Konyukhov	Window in Knox College Library	25	HM
Superset	Irene Barton	Balbao Airport Ceiling	25	HM
Superset	Barb Marszalek	Windowlight in a Dark Place	25	HM
Superset	June West	Ablaze	25	HM
GOLD OF THE MONTH	Alan Morrow	Forgotten Queen Street East	26.5	GOM

Level	Submitted	Accepted
Intermediate	31	31
Advanced	24	24
Superset	67	65
Total	122	120
Judges & Affiliation Kathy Constantinou - Richmond Hill Camera Club Nella Pascal - Toronto Digital Photography Club Jim Spurgeon - Photo Arts Club/Newmarket & Richmond Hill Camera Club		

Theme - Architecture

Competition Results and Highlights

All competition images may be viewed on our [Website Photo Gallery](#) or www.etobicokecameraclub.smugmug.com



Gold & GOM - Superset Twist Ralph Kroman

Gold - Superset
Reach for the Top
Theresa Bryson




Theme - Architecture

Competition Results and Highlights

All competition images may be viewed on our [Website Photo Gallery](#) or www.etobicokecameraclub.smugmug.com



Gold
Advanced
Grand Mosque - Abu Dhabi
Janusz Szufnara



Gold
Intermediate
Skyward
Seshi M

RESULTS OF ARCHITECTURE COMPETITION held Jan 27 2025

Level	Author's Informal Name	Title	Score	Ribbon
Intermediate	SESHI M	Skyward	25	GOLD
Intermediate	JULIE MILLAN	Trinity Library in 360	24.5	SILVER
Intermediate	LUCY SU	Leaning Toward Light	24.5	SILVER
Intermediate	BARBARA KELLAM	Arches	24	HM
Intermediate	BARBARA KELLAM	Curves in Wood (24663174)	23.5	HM
Intermediate	GARY SIGNAROWSKI	Bronze Building	23.5	HM
Intermediate	MARNI APPEL	The architecture of The Well	23	HM
Advanced	JANUSZ SZUFNARA	Grand Mosque - Abu Dhabi Lobby - POLIN Museum of Polish Jews -	24	GOLD
Advanced	JANUSZ SZUFNARA	Warsaw	23.5	SILVER
Advanced	ANGIE BELLANZA	Winding Staircase	23.5	SILVER
Advanced	TOM DRIEDGER	Hello Neighbour	23	HM
Advanced	JANUSZ SZUFNARA	Looking up from Lobby Burj Al Arab Hotel - Dubai	23	HM
Superset	RALPH KROMAN	Twist	26.5	GOLD
Superset	THERESA BRYSON	Reach for the Top	26.5	GOLD
Superset	BILL RANEY	Titanic Museum	25.5	SILVER
Superset	SAM ELOGIO	Looking Through The Swirl At The AGO	25	HM
Superset	MANDY SAMARZIJA	Power Point	25	HM
Superset	DAVID WESTLAKE	Louis Vuitton Las Vegas	25	HM
Superset	GINA JIANG	Staircase in AGO	25	HM
Superset	CELIA FERNANDES	Lines of Strength	24.5	HM
Superset	MICHEL GAGNON	Waves of Balconies	24.5	HM
Superset	IRENE BARTON	World Trade Center Memorial	24	HM
Superset	MICHEL GAGNON	Museum Staircase	24	HM
Superset	SAM ELOGIO	The Toronto Reference Library Staircase	24	HM
Superset	RALPH KROMAN	Metal Mosaic	24	HM
Superset	DAVID WESTLAKE	Prada Las Vegas	24	HM
GOLD OF THE MONTH	RALPH KROMAN	Twist	26.5	GOM

Level	Submitted	Accepted								
Intermediate	34	32								
Advanced	21	21								
Superset	66	65								
Total	121	118								
<table><tr><th>Judges</th><th>Affiliation</th></tr><tr><td>Craig Lauder</td><td>Toronto Focal Forum</td></tr><tr><td>Harvey Rogers</td><td>Richmond Hill Camera Club</td></tr><tr><td>Lorne Rose</td><td>Toronto Digital Photography Club</td></tr></table>			Judges	Affiliation	Craig Lauder	Toronto Focal Forum	Harvey Rogers	Richmond Hill Camera Club	Lorne Rose	Toronto Digital Photography Club
Judges	Affiliation									
Craig Lauder	Toronto Focal Forum									
Harvey Rogers	Richmond Hill Camera Club									
Lorne Rose	Toronto Digital Photography Club									

Speakers

Peter Baumgarten Presented



“Seeing Differently: Creating More Interesting Compositions”

on Monday, December 2, 2024



The challenge in photography is to take a scene that is visible to anyone who cares to look and present it in a uniquely artistic way. With every photograph Peter makes, he attempts to rise to that challenge. It’s all about seeing the world differently, where even the most mundane subjects can be turned into works of art. In this seminar, Peter explored the processes he uses to create some of his landscape, macro and natural abstract images using various compositional strategies and the amazing features of his camera gear.

Peter is a professional photographer and educator living on Manitoulin Island in Northern Ontario. He regularly leads photography courses and workshops for novice and enthusiast photographers and travels across North America as an OM System Ambassador providing lectures and seminars on landscape, wildlife, and astrophotography. His work has been published in a number of magazines in both Canada and the U.S. and has been recognized for excellence on a number of photography websites. Peter is an avid outdoor enthusiast with a passion for wilderness camping, canoeing and kayaking.



RE-SENSITIZE YOURSELF

Speakers
Peter Baumgarten

Should I shoot in horizontal or vertical format?

Which lens/focal length will give me the best result?


Should I stand here, or there?

Should I shoot from eye level or lower to the ground?

How do I better isolate my subject?

How is the light affecting the scene, and can I improve it?

Are there distracting elements that are vying for attention?



FOCUS ON THE SMALL STUFF

Speakers
Peter Baumgarten



CREATE ABSTRACTS



CONCEPT PHOTOS

Speakers
Peter Baumgarten





WORK THE SCENE

Speakers
Peter Baumgarten



REPEAT PERFORMANCE

Speakers
Peter Baumgarten



Speakers

Taku Kumabe Presented

**“Travel Photography -
Ontario to the Antarctic”**

on Monday, January 6, 2025



Nikon Ambassador Taku Kumabe joined us for an evening of travel photography insights as he shared his thought process in deciding what to take on your next adventure. He explained what he took on his Celebrity Cruise adventure to South America and the Antarctic in addition to sharing what he uses for local trips in Ontario.

Taku Kumabe is a Toronto-based freelance photographer and Nikon Canada ambassador. In addition to photographing events in the city, Taku loves to capture nature and landscapes wherever he may be. He is recognized for having a keen eye for detail and a unique eye for composition thanks to his technical and creative backgrounds. As an educator, his passion for photography is equalled only by his passion to teach others in crafting their own photographic journey.



DOCUMENTARY TRAVEL

PHOTOGRAPHY

- Know what are you trying to highlight
- Communicate your feelings
- Try to capture it in its best angle with what you are presented with
 - Move around (safely)
 - Long exposure to eliminate people or add interest
 - Low angle or bird's eye instead of our eye-level
 - If you can, come back another time*

**With the proper mindset,
you won't be disappointed
with your photography.**

TRAVELLING FOR PHOTOGRAPHY

Requires

- Research
- Advance preparation
- Planning
- Execution

We have the intention of taking specific photographs during our travels.

This becomes our priority for the trip.

TRAVELLING FOR PHOTOGRAPHY

- With this intention, we aim to do whatever we can to try and execute the plan

- This may take precedence over everything else including:
 - Sightseeing
 - Experiencing cultures and meeting people
 - Eating (no time for a melon drink!)

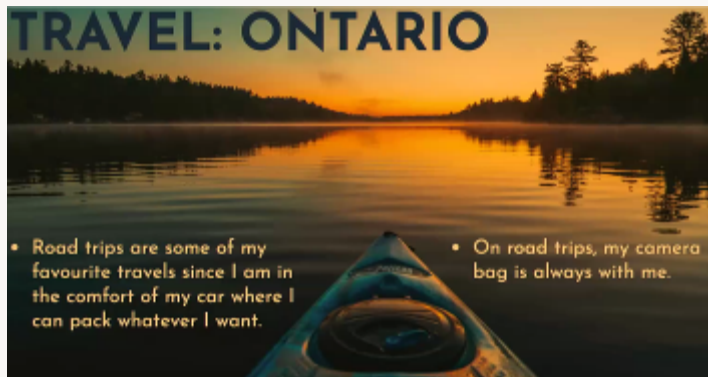
STORYTELLING

A great way to diversify your perspective with travel photography.

- Learn about what happens in your own neighbourhood to find photographic opportunities.



TRAVEL: ONTARIO



- Road trips are some of my favourite travels since I am in the comfort of my car where I can pack whatever I want.
- On road trips, my camera bag is always with me.

TRAVEL PHOTOGRAPHY

STORYTELLING

- Vary my focal length combination based on what you want to show with your images.
- Capturing moments to tell a narrative.
- Three main perspectives combine to tell an overall story
 - Wide angle: Tells the overall story on the environs and puts context to the photo(s)
 - Mid Zoom: Puts more emphasis on a particular area within your scene to give an idea of what story you're trying to tell.
 - Closeup Zoom: Provides more detail of a particular area in the scene.



ANTARCTICA

Speakers
Taku Kumabe

WAYS TO GET THERE

- | | |
|---|--|
| <ul style="list-style-type: none"> • Expedition (smaller ships) • National Geographic, Lindblad Expeditions, Aurora Expeditions, Quark Expeditions • Land on Antarctica • Majority of time in Antarctica • Zodiac trips bring you closer • Flexibility in schedule • Shorter to longer trips • \$\$\$ | <ul style="list-style-type: none"> • Non-Expedition (larger ships) • Celebrity Cruises, Princess Cruises • Does not land on Antarctica • Part of trip in Antarctica • No flexibility in schedule • About 15 days • \$ |
|---|--|



ANTARCTICA

- The next two stops are in Antarctica!
- Before reaching Antarctica we noticed icebergs starting to appear outside our balcony.
- Good idea to keep a watch outside once in a while.

ANTARCTICA

The moment many people were waiting for:
the first land mass of Antarctica.

ANTARCTICA

- Passing through the peninsula the ship travels at a slower pace so we can enjoy these precious hours in the Antarctic.

PHOTOGRAPHING ANTARCTICA

- If you're lucky and a large iceberg drifts your way, be sure to take in the beautiful texture, lines, and curves. And colours!
- These detail shots will complement your overall views of the icebergs that we always try and go for first.

PHOTOGRAPHING ANTARCTICA

- One single lens—even at 14mm—may not accurately reflect the feeling you had when you took the photo.
- You could do a panorama to capture more of the landscape, take videos, or simply just soak it in yourself.

PHOTOGRAPHING ANTARCTICA

- Angling your 14mm wide angle lens slightly down will also accentuate what is near the bottom of your composition.

Speakers

Joe Edelman Presented

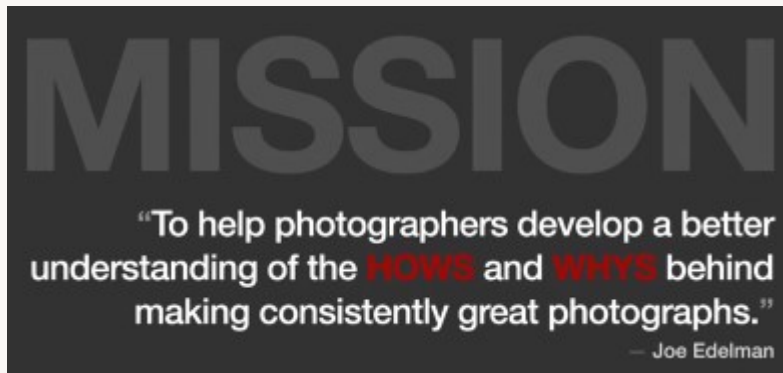
“Portrait Photography - Learn to Shoot Portraits Like a Pro”

on Monday, January 20, 2025



Joe Edelman joined us for an exciting online event with where we learned all about **portrait photography**. Whether we were a beginner or looking to enhance our skills, this was the perfect opportunity to **shoot portraits like a pro**. Joe shared his expertise, tips, and tricks to help us capture stunning portraits. It was a fantastic learning experience.

Using his KISS IT (Keep It Super Simple) techniques, Joe showed how to create flattering portraits with simple lighting and posing techniques. He covered everything from camera and lens selection, depth of field, camera angles, composition, posing, lighting, backgrounds, and more.



A great portrait, regardless of its purpose is about the subject, never the photographer. Once the image becomes about the photographer's style or creative choices, it is no longer a portrait but an image that includes a human prop.

— Joe Edelman

**Great Photographs
Require
Excellent
Preparation**

Outfits

Makeup Artist

Camera Gear

Lighting Gear

**Lighting
Arrangements**

UNPosing

Communication

Composition


Pro Tip:

Try to avoid a 24mm to 70mm for portraits

SMILE



NEVER USE THE WORD SMILE UNLESS YOU
WANT A FAKE, FORCED, UNFLATTERING
EXPRESSION

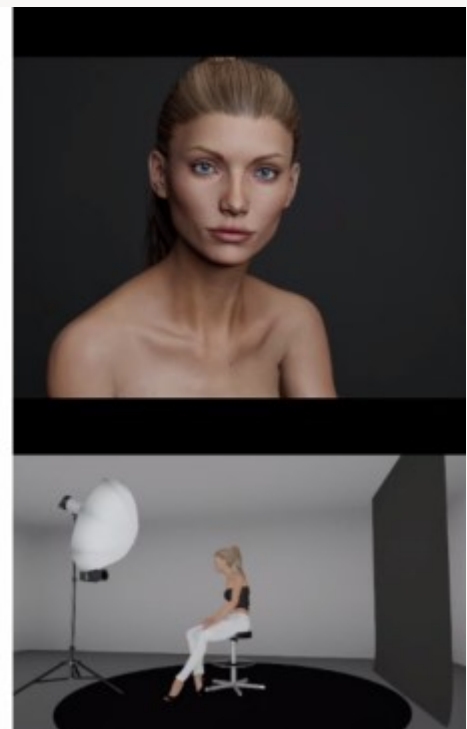
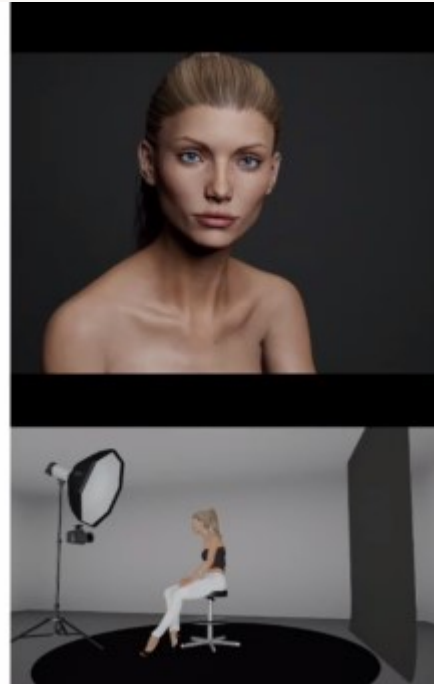



Give **DIRECTIONS** that make sense

Use hand
GESTURES


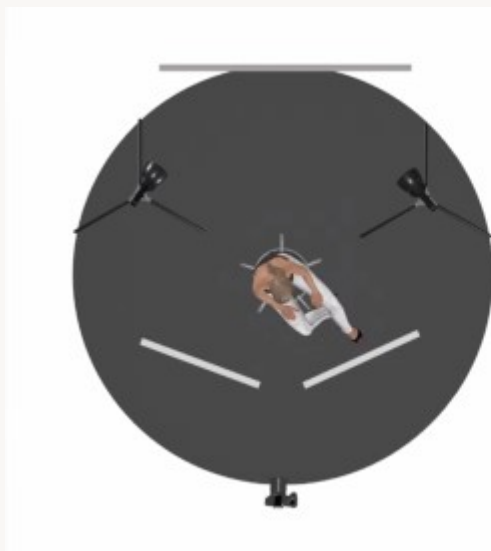
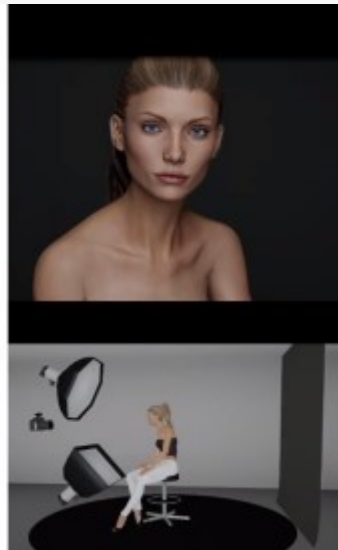
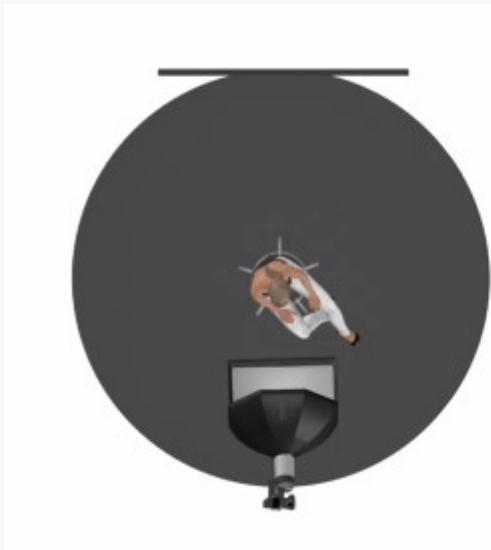


Natural light is **NOT** easier

LIGHTING Arrangements





Speakers

Joe Edelman



Speakers

Joe Edelman



Craig Richards Presented

“Black and White Photography”

on Monday, February 3, 2025



Craig Richards worked in the Photography Department at the Whyte Museum of the Canadian Rockies, Banff, from 1987-2017 and for the last 15 years was Curator of Photography. His photographs have been the subject of 60 solo exhibitions, and over 70 group exhibitions at public and commercial art galleries and museums throughout the world.

Mainly known for his photographs of the Canadian Rockies, his portfolio also includes projects for the Museo Nazionale Della Montagna, Torino, Italy that include the Yukon, Italy, Uganda, USA, Czech Republic and Bolivia. For 17 years he returned at least once a year for a month photographing the Highland Mayan people of Guatemala. This presentation focused on these two portfolios, The Canadian Rockies and Guatemala.




Speakers

Craig Richards



The Canadian Rockies



Speakers


Craig Richards



Speakers

Craig Richards

Guatemala





Speakers

Craig Richards



Outings

**January 29 2025
AGO**





Past Issues of the Viewfinder can be found at

<https://www.etobicokecameraclub.org/viewfinder/>



Next Issue end of March 2025!